

LIBRARY SERVICES

DECEMBER 2024

BURLINGTON
PUBLIC LIBRARY

Tea Towels & Tweens

Each month our tweens are given an opportunity to gather, learn new skills and make something new in the Tuesday night Tween program. In December the tweens decorated their own tea towels using a variety of materials and mediums. Providing tweens with a program that is tailored specifically to them creates a sense of belonging and shows them that we see and value them as an important part of our community.



Kathy Murphy

It is with a heavy heart that we share that Burlington's beloved storytime reader, Kathy Murphy, passed away on December 24th. Kathy was a passionate library advocate and champion of early literacy, with over 30 years of work at the Burlington Public Library.

Most recently Kathy went out every month on behalf of the library to visit all 29 preschool classrooms and read to 450 wiggly, curious, and excited 3- and 4-year-olds.

For decades Kathy has been inspiring a love of reading in Burlington's young residents and was a pillar in our community. Her loss will be felt by many, and her memory will live on in the stories she shared and the stories we share about her.

To quote children's author A.A. Milne, "how lucky I am to have something that makes saying goodbye so hard."

Living Windows

During the evening of December 5th the library was transformed into the North Pole for those willing to brave the single digit temperatures and explore downtown's Living Windows.



Mocktail Hour

Back by popular demand, the Mocktails and Me program continues to draw a group of eager community members excited to learn the ins and outs of delicious, alcohol-free drink recipes. This program is a great way to showcase ways in which the library can support mental health and wellbeing.



More Highlights

In addition to monthly outreach for our younger residents the library also makes it a point to visit our senior centers for monthly activities and library service. This month participants worked together to make decorative door hangers, bringing the holiday spirit while working on small motor skills.



December by the Numbers

Total Checkouts: **20,305** (21,977)

Number of Programs: **43** (64)

Program Participants: **799** (1,373)

New Borrower Accounts: **70** (99)

Use of online databases: **6,355** (5,757)

WiFi & Computer Use: **4,154** (5,087)

Items borrowed & loaned through Inter Library Loan: **133** (113)

Meeting Room Reservations: **316** (403)

Door Count: **7,600** (9,471)

December '24 / November '24

Q2 by the Numbers

Total Checkouts: **64,984** (134,505)

Number of Programs: **180** (139)

Program Participants: **5,634** (3,906)

New Borrower Accounts: **252** (380)

Use of online databases: **19,584** (26,434)

WiFi & Computer Use: **14,208** (14,347)

Items borrowed & loaned through Inter Library Loan: **436** (448)

Meeting Room Reservations: **1,147** (1,247)

Door Count: **26,907** (33,452)

Q2 - Oct. Nov. Dec. 2024 / Q1 - July Aug. Sep. 2024

December by the Numbers: E-Lending

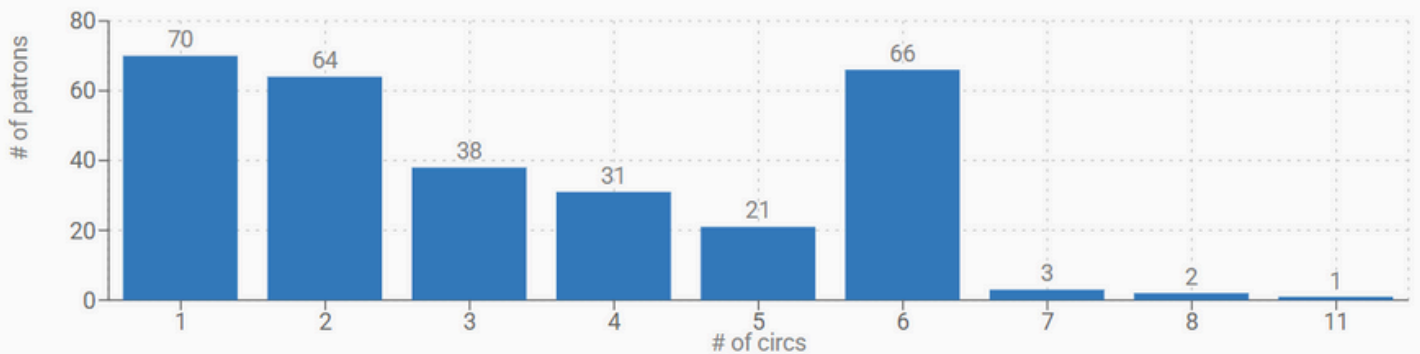
OverDrive/Libby & Hoopla

	Total Circulation	Amount Spent	Unique Patrons	New Patrons	Average Circ/Patron
Hoopla	985	\$2,243.39	296	15	3.3
Libby	2,507	\$519.78	572	28	4.38

Hoopla: FY25 YTD

Patrons and Borrows

There were **985** Instant circs in December 2024 borrowed by **296** patrons. The average number of Instant circs was **3.33** circs per patron, with **72** individual(s) using all **6** Instant circs.



DATE	AUDIOBOOKS COUNT	BINGEPASSES COUNT	COMICS COUNT	EBOOKS COUNT	MOVIES COUNT	MUSIC COUNT	TELEVISION COUNT	TOTAL
Jul 2024	598	12	28	237	69	18	13	975
Aug 2024	566	7	26	215	65	10	19	908
Sep 2024	607	12	15	214	45	19	14	926
Oct 2024	585	8	16	212	39	19	14	893
Nov 2024	638	8	19	185	54	15	17	936
Dec 2024	618	8	32	241	37	21	28	985
Totals	3612	55	136	1304	309	102	105	5623

December by the Numbers: WiFi

Burlington Public Library
December-2024

In December, 641 unique patrons used your library WiFi. On average, these patrons visited to use the WiFi on just under 3 individual days.



Change from prior month
2145 ↓ **-30.42%**

Monthly Sessions



1814 ↓ **-19.59%**

Total Visits



641 ↓ **-33.16%**

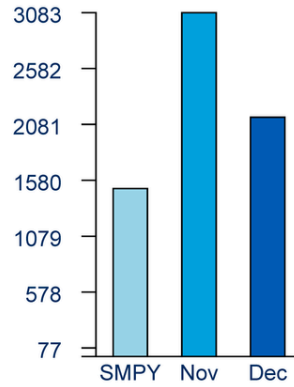
Unique Visitors



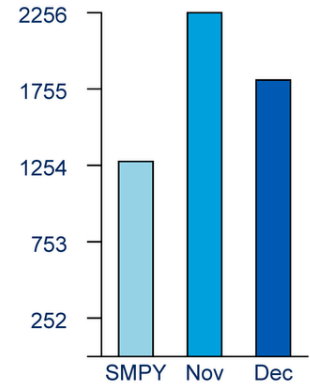
2.83 ↑ **20.43%**

Average Return Rate

Total Monthly Session Count

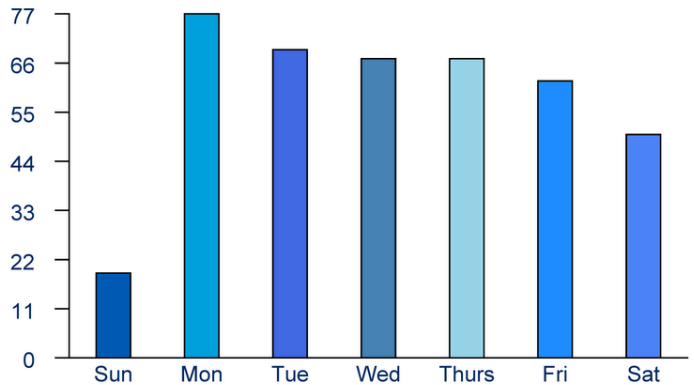


Total Monthly Visits



*SMPY: Same Month Prior Year

Average Daily Visits



Average Peak Hourly

